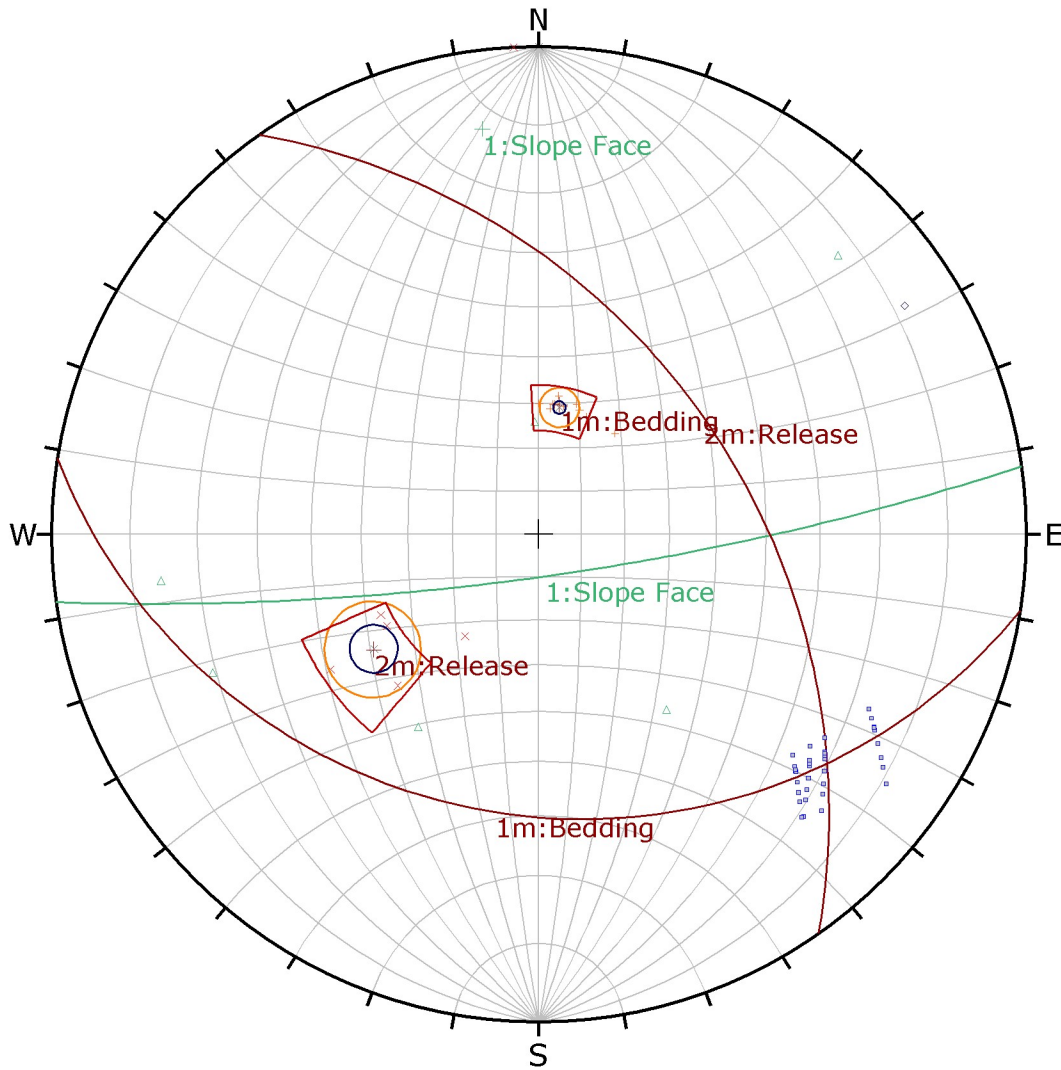


Appendix C

KINEMATIC RESULTS

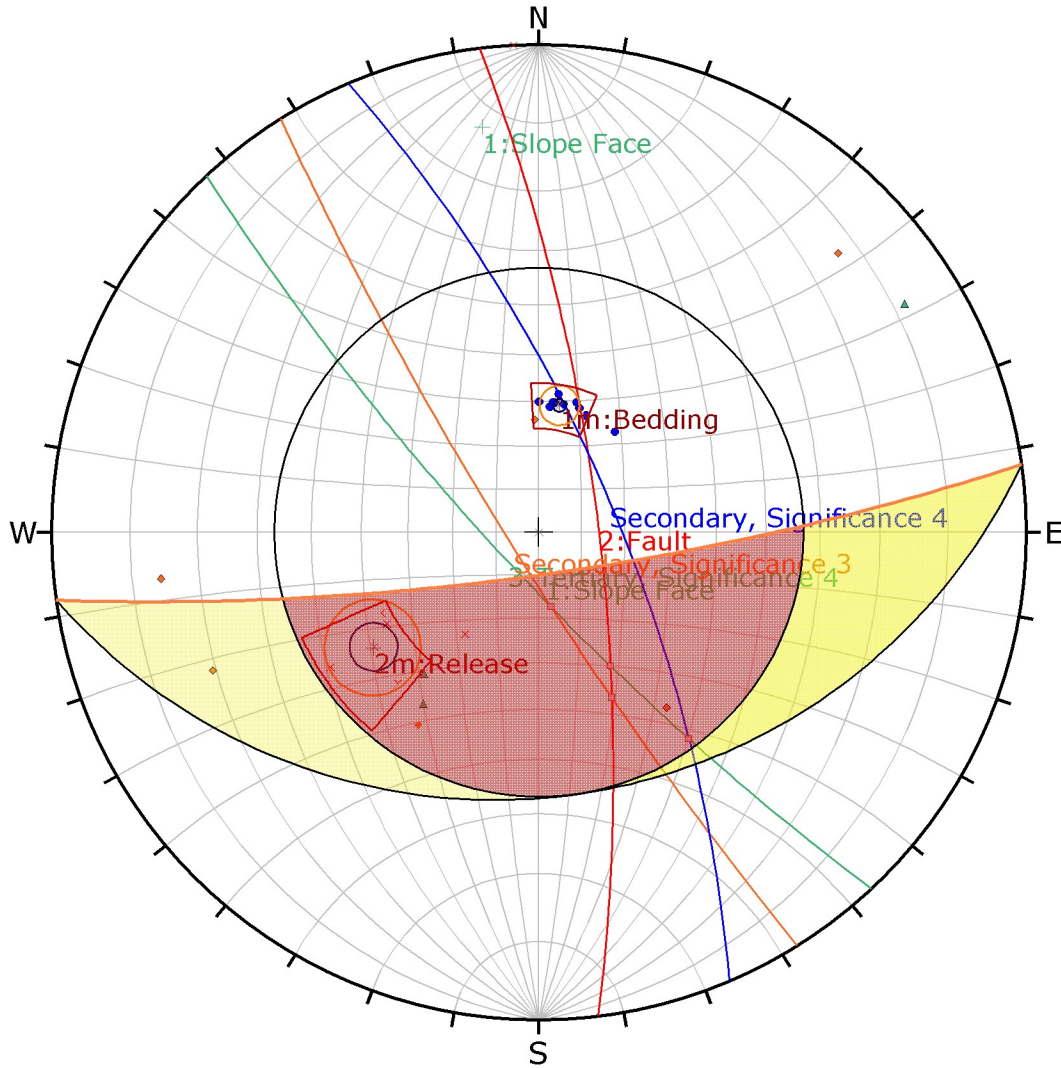


Symbol	PERSISTENCE	Quantity
◇	High	1
×	Low	6
△	Medium	6
+	Very High	10
Symbol	Feature	
■	Intersection	

Plot Mode	Pole Vectors
Vector Count	23 (23 Entries)
Intersection Mode	All Set Planes
Intersections Count	40
Hemisphere	Lower
Projection	Equal Angle



Project	RMI Mid Continent Mine		
Analysis Description	East Face Pole Plot		
Drawn By	Sundermann	Company	Kilduff Underground
Date	4/27/2023, 2:35:05 PM	File Name	EastFace.dips8



Symbol	PERSISTENCE	Quantity
▲	High	3
×	Low	6
◆	Medium	6
●	Very High	10

Symbol	Feature
■	Critical Intersection

Kinematic Analysis	Wedge Sliding		
Slope Dip	80		
Slope Dip Direction	172		
Friction Angle	33°		
	Critical	Total	%
Wedge Sliding	4	300	1.33%

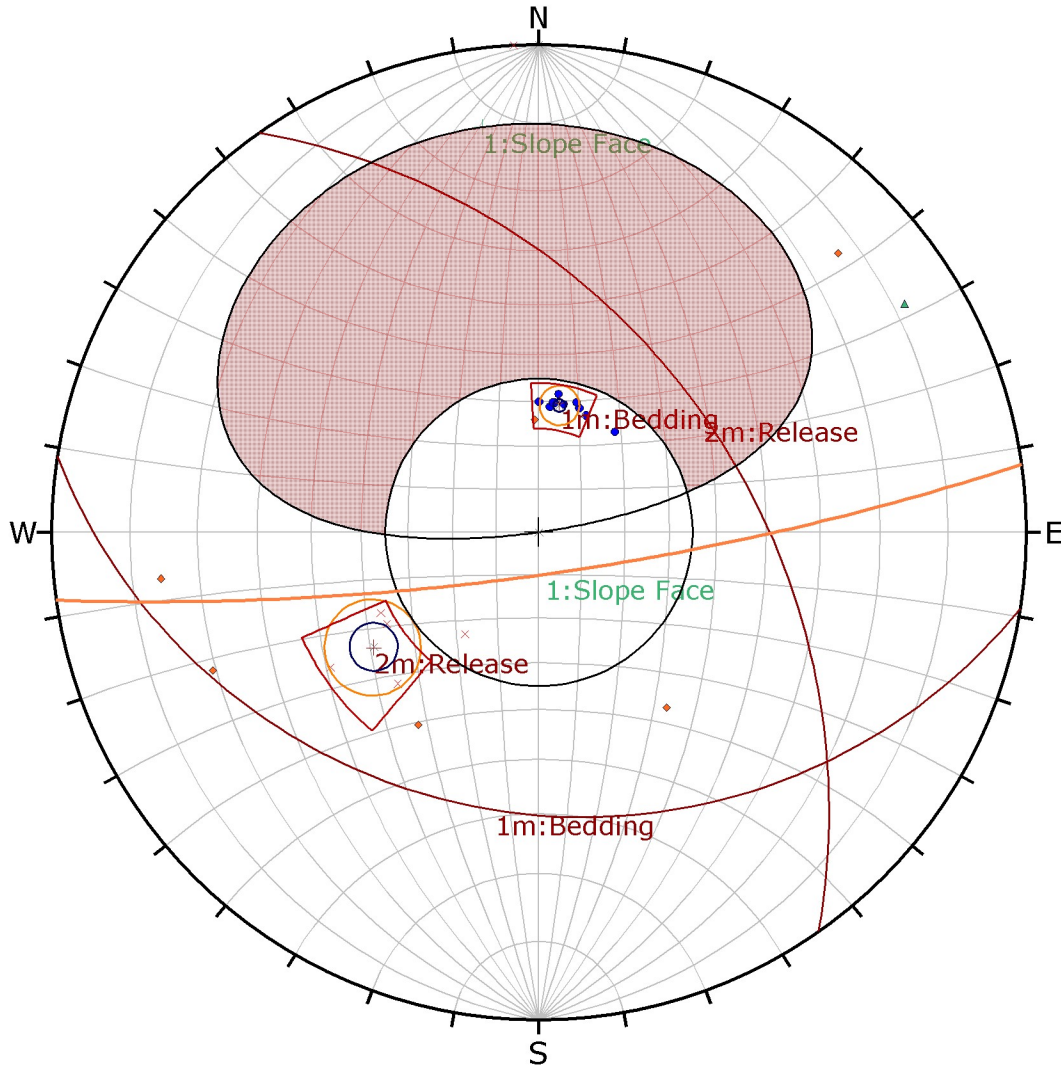
	Color	Dip	Dip Direction	Label
User Planes				
1	■	80	172	Slope Face
2	■	76	83	Fault
3	■	80	227	Tertiary, Signific
4	■	83	238	Secondary, Sigr
5	■	72	67	Secondary, Sigr
Mean Set Planes				
1m	■	30	189	Bedding
2m	■	45	55	Release

Plot Mode	Pole Vectors
Vector Count	25 (25 Entries)
Intersection Mode	Grid Data Planes
Intersections Count	300
Hemisphere	Lower
Projection	Equal Angle



DIPS 8.021

<i>Project</i>	RMI Mid Continent Mine		
<i>Analysis Description</i>	East Face - Wedge Interpreted		
<i>Drawn By</i>	Sundermann	<i>Company</i>	Kilduff Underground
<i>Date</i>	4/27/2023, 2:35:05 PM	<i>File Name</i>	EastFace_Wedge.dips8



Symbol	PERSISTENCE	Quantity
▲	High	1
×	Low	6
◆	Medium	6
●	Very High	10

Kinematic Analysis	Planar Sliding		
Slope Dip	80		
Slope Dip Direction	172		
Friction Angle	35°		
	Critical	Total	%
Planar Sliding (All)	0	23	0.00%

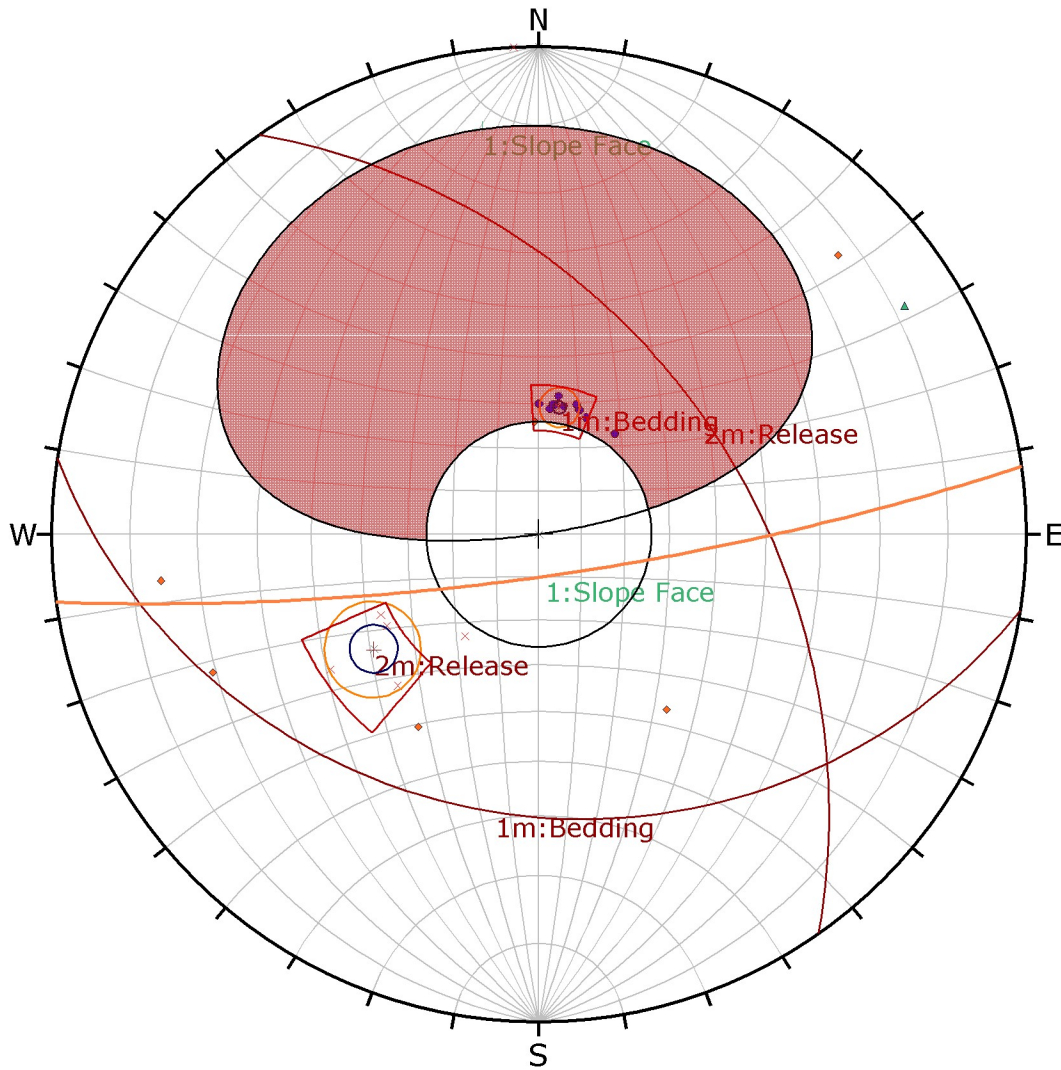
	Color	Dip	Dip Direction	Label
User Planes				
1	■	80	172	Slope Face
Mean Set Planes				
1m	■	30	189	Bedding
2m	■	45	55	Release

Plot Mode	Pole Vectors
Vector Count	23 (23 Entries)
Hemisphere	Lower
Projection	Equal Angle



DIPS 8.021

<i>Project</i>	RMI Mid Continent Mine		
<i>Analysis Description</i>	East Face Planar Slide - Limestone		
<i>Drawn By</i>	Sundermann	<i>Company</i>	Kilduff Underground
<i>Date</i>	4/27/2023, 2:35:05 PM	<i>File Name</i>	EastFace_Planar NoLimits.dips8



Symbol	PERSISTENCE	Quantity
▲	High	1
×	Low	6
◆	Medium	6
●	Very High	10

Kinematic Analysis	Planar Sliding		
Slope Dip	80		
Slope Dip Direction	172		
Friction Angle	26°		
	Critical	Total	%
Planar Sliding (All)	11	23	47.83%
Planar Sliding (Set 1: Bedding)	10	10	100.00%

	Color	Dip	Dip Direction	Label
User Planes				
1	■	80	172	Slope Face
Mean Set Planes				
1m	■	30	189	Bedding
2m	■	45	55	Release

Plot Mode	Pole Vectors
Vector Count	23 (23 Entries)
Hemisphere	Lower
Projection	Equal Angle



DIPS 8.021

<i>Project</i>	RMI Mid Continent Mine		
<i>Analysis Description</i>	East Face Planar Slide - Mudstone Interbed (26 phi)		
<i>Drawn By</i>	Sundermann	<i>Company</i>	Kilduff Underground
<i>Date</i>	4/27/2023, 2:35:05 PM	<i>File Name</i>	EastFace_Planar NoLimits.dips8